

QUALITY BESPOKE

# SLIDING WARDROBES




**b.s.p. Timber Limited**

*"first for floors .... doors & decking"*

1000R DUNN, 1000R SHILL, 1000R WAW




QUALITY  
MEANS DOING  
IT RIGHT  
WHEN NO ONE  
IS LOOKING





# CONTENTS

03	Why we are the perfect fit
04	Classic Frame Doors
05	Classic Profile Options
06 - 19	Classic Frame Doors Inspiration
20	Shaker Frame Doors
21	Shaker Profile Options
22 - 35	Shaker Frame Doors Inspiration
36 - 37	5 Step Guide
39	Measuring Guide
40 - 41	End Panels, Shelving & Polished Mirror



YOUR DOOR, YOUR STYLE, YOUR WAY

Our bespoke service gives the customer full control throughout the entire design and manufacturer process. We stock a comprehensive range of colours and frames with endless configurations.

We work with you to bring your vision to life.

Our sliding doors are multi-purpose, and can fit any space up to 2.48m height & 5m wide. You can adapt your storage space with our range of end panels giving you the freedom to choose your opening sizes. Additionally, you can personalise your internal storage with our wide range of shelving (2070x400), kept in stock in a range of colours giving your wardrobe a sleek look.



ELEGANCE  
THAT TOUCHES  
EVERY ASPECT  
OF YOUR  
HOME

# WHY WE ARE THE PERFECT FIT FOR YOU . . .

## COMMITMENT TO QUALITY

**Adamson Sliding Doors** have built and maintained an enviable reputation for quality and outstanding service for a wide range of clients and projects throughout the country. Our manufacturing process is hand-made and thorough, ensuring precision for the perfect fit.

We work from our own factory which is staffed by a highly skilled team of experts who are committed towards our goal- to guarantee all work is completed to the highest standard.

From start to finish, your experience will be first class, our high quality products are equally matched by our in-house staff who will support you throughout your journey.

## MADE TO MEASURE DOORS

With an extensive range of mirrors, coloured glass and wooden panel finishes you're sure to create a door combination that fits your style and measurement requirements.

Our made to measure sliding doors include; classic frames and shaker frames. By providing a choice of materials we can ensure that our customers have the best possible options for their creations.

## QUALITY SLIDING SYSTEM

High quality rollers are mounted to the top and bottom of the door. Our doors are bottom weight bearing and roll along the track smoothly which is secured to the floor- unlike many systems which are hung from the ceiling by top rollers. We have a quiet top guide in place to ensure a reliable gliding action.

Compared to traditional hinged doors, sliding doors can save up to 500mm of floor space.





# CLASSIC FRAME DOORS



## DESIGNING YOUR CLASSIC FRAME DOOR

Our Classic Range offers versatile and quality doors, with a concave rounded shape for comfortable opening and closing.


Choose your frame finish, then either compliment with matching wood effect panels or make a bold statement with contrasting wood colour or glass panels in any combination.

The Classic Range will meet your demands whether it's a traditional or contemporary style you prefer.



# CLASSIC PROFILE OPTIONS

## MIRROR



Silver Mirror

Bronze Mirror

Smoked Mirror

## COLOURED GLASS



Anthracite Grey

Blue Metal

Black

Cappuccino

Pure White


Metal Grey

Soft White

Light Grey

Cashmere

## FRAME



Graphite Grey

Stone Grey

Light Grey

Silver

Walnut Effect

Oak Effect

White

Cashmere

## WOOD EFFECT



Light Grey

Midnight Grey

Kaiwood

Rustic Oak

Graphite Grey

White Grain

Smooth White

Walnut


Oak

Stone Grey

Avola Grain

Cashmere

(more colours are available upon request)



CAREFULLY  
CRAFTED  
DESIGN FOR A  
DISTINGUISHED  
LIVING  
EXPERIENCE



**Frame:** Classic White  
**Layout:** Full Panel  
**Mirror:** Silver





**Frame:** Classic Silver  
**Layout:** Mid Rail  
**Colour Glass:** Black Glass  
**Mirror:** Silver



**Frame:** Classic Black  
**Layout:** Full Panel  
**Colour Glass:** Soft White





Frame: Classic Silver  
Layout: Even Oriental X4  
Colour Glass: Cappuccino  
Mirror: Silver



**Frame:** Classic Walnut  
**Layout:** Full Panel  
**Mirror:** Silver





**Frame:** Classic Black  
**Layout:** Even Oriental  
**Colour Glass:** Soft White




**Frame:** Classic Oak  
**Layout:** Wide Oriental  
**Panels:** Oak  
**Mirror:** Silver





**Frame:** Classic Silver  
**Layout:** Full Panel  
**Mirror:** Smoked Grey




**Frame:** Classic Black  
**Layout:** Mid Rail  
**Coloured Glass:** Classic Grey





**Frame:** Classic Silver  
**Layout:** Even Oriental  
**Mirror:** Silver



**Frame:** Classic Silver  
**Layout:** Full Panel  
**Mirror:** Silver





**Frame:** Classic Graphite Grey  
**Layout:** Full Panel  
**Colour Glass:** Anthracite Grey  
**Mirror:** Silver





## SHAKER FRAME DOORS



### CHOOSING A QUALITY SLIDING SHAKER DOOR PRODUCT:

An undoubted modern classic. The Shaker frame is at home in traditional and contemporary surroundings, available in a variety of wood finishes and matt white.


The Shaker frames are perfectly matched to the wood effect panels. Within the Shaker sliding door range you are able to mix glass and wood effect panels together to create your perfect sliding door design.

Let your imagination take over . . .



# SHAKER PROFILE OPTIONS

## MIRROR




Silver Mirror    Bronze Mirror    Smoked Mirror

## COLOURED GLASS



Anthracite Grey    Blue Metal    Black    Cappuccino    Pure White    Metal Grey    Soft White    Light Grey    Cashmere

## FRAME



Graphite Grey    Stone Grey    Light Grey    Walnut Effect    Oak Effect    White    Cashmere

## WOOD EFFECT



Light Grey    Midnight Grey    Kaiwood    Rustic Oak    Graphite Grey    White Grain    Smooth White    Walnut    Oak    Stone Grey    Avola Grain    Cashmere

(more colours are available upon request)



**Frame:** Shaker Stone Grey  
**Layout:** Mid Rail  
**Mirror:** Silver


A photograph of a bedroom with a large window and a bed. The window has a grid pattern and looks out onto a brick building. The bed has white linens and a dark striped blanket. There are two bedside tables with a clock and some papers. The text "SIMPLICITY IS THE ULTIMATE SOPHISTICATION" is overlaid in the center.

SIMPLICITY IS  
THE ULTIMATE  
SOPHISTICATION





**Frame:** Classic Silver  
**Layout:** Narrow Oriental  
**Colour Glass:** Cashmere, Storm Blue



**Frame:** Shaker Stone Grey  
**Layout:** Even Oriental  
**Mirror:** Bronze





**Frame:** Shaker Cashmere  
**Layout:** Full Panel  
**Mirror:** Silver



**Frame:** Shaker Graphite Grey  
**Layout:** Full Panel  
**Mirror:** Smoked Grey






Frame: Shaker Stone Grey  
Layout: Even Oriental  
Colour Glass: Cappuchino  
Mirror: Silver




**Frame:** Shaker White  
**Layout:** Full Panel  
**Mirror:** Silver





**Frame:** Shaker White  
**Layout:** Even Oriental  
**Panels:** White Smooth



**Frame:** Shaker White  
**Layout:** Even Oriental  
**Colour Glass:** Cappuchino  
**Mirror:** Silver





**Frame:** Shaker Stone Grey  
**Layout:** Even Oriental  
**Mirror:** Silver



**Frame:** Shaker Cashmere  
**Layout:** Wide Oriental  
**Panels:** Cashmere Smooth  
**Mirror:** Silver





**Frame:** Shaker Oak  
**Layout:** Narrow Oriental  
**Colour Glass:** Black  
**Panels:** Oak



**Frame:** Shaker White  
**Layout:** Even Oriental  
**Panels:** White Smooth



STEP 1 - *Pick your profile*

- CLASSIC
- SHAKER

STEP 2 - *Pick your frame colour*

COLOUR

STEP 3 - *Pick your configuration*

- FULL PANEL
- MID RAIL
- NARROW ORIENTAL
- EVEN ORIENTAL X 3
- EVEN ORIENTAL X 4
- WIDE ORIENTAL
- MIXED ORIENTAL


STEP 4 - *Pick your own glass colour or wooden panel*

COLOUR


STEP 5 - *Your dimensions*

WIDTH  HEIGHT  NO OF DOORS


FULL PANEL



MID RAIL



NARROW OR



# THE CHOICE IS YOURS

*Other options available on request*




YOUR DOOR. YOUR STYLE. YOUR WAY

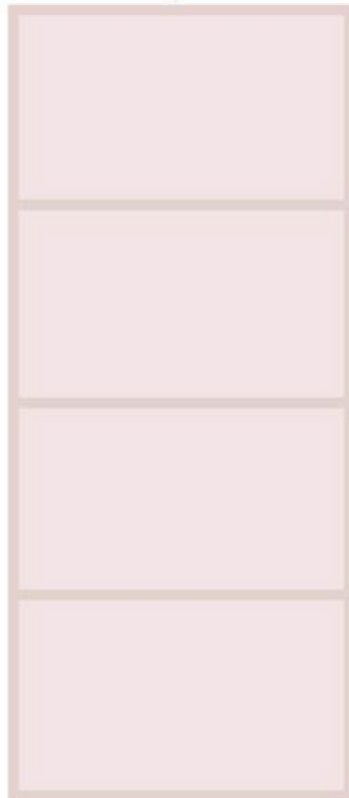
V ORIENTAL




EVEN ORIENTAL X 3




EVEN ORIENTAL X 4



WIDE ORIENTAL



MIXED ORIENTAL





**Frame:** Classic Silver  
**Layout:** Full Panel  
**Coloured Glass:** Pure White

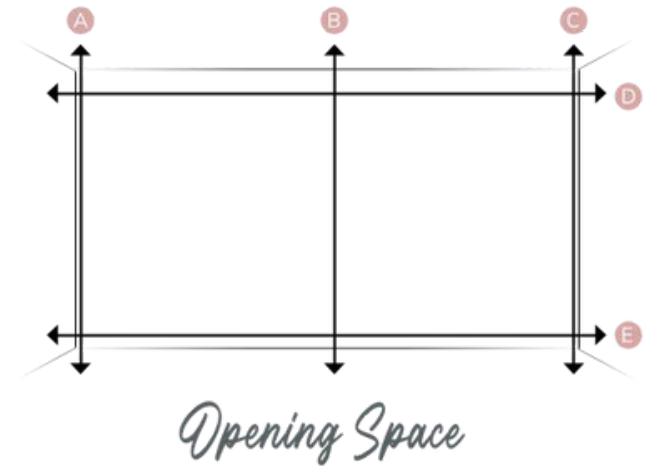
# WARDROBE MEASURING DETAILS

It's surprisingly easy to install our bespoke sliding doors. Simply measure the space you're going to use for your wardrobe, give us your measurements and we'll make your fitted doors. Once manufactured, fit your bottom and top tracks, slide and lock your doors into place. That's it! A beautiful and stunning wardrobe in a few simple steps.

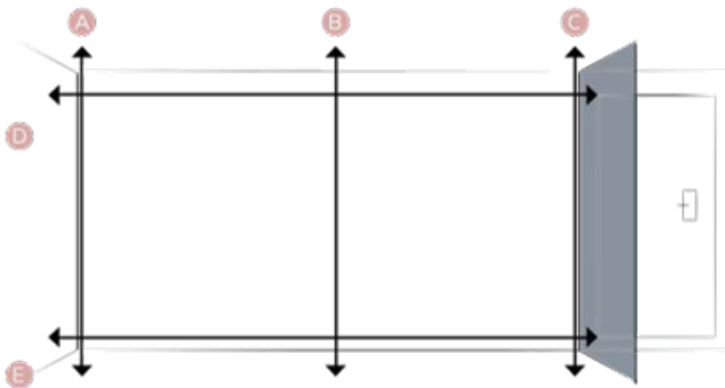
Fitting to ceiling and wall to wall. Measure your opening height and width at the five points indicated on the diagram. (Please note: Take into account any obstructions such as coving, skirting, radiators etc. either remove them or build an unobstructed opening around them).

**HEIGHT:** If there is any difference between the measurements of A, B or C, this means that your ceiling and floor are not parallel. Your track sets will allow for a difference of +/- 12mm. Doors will be made to fit the smaller of the 3 height dimensions.

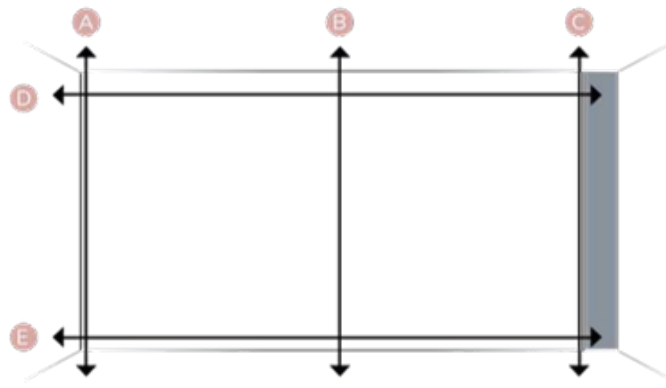
**WIDTH:** Walls should be as vertical, and parallel as possible when adjustment in the door is needed. Doors will be made to fit the larger of the two width dimensions.



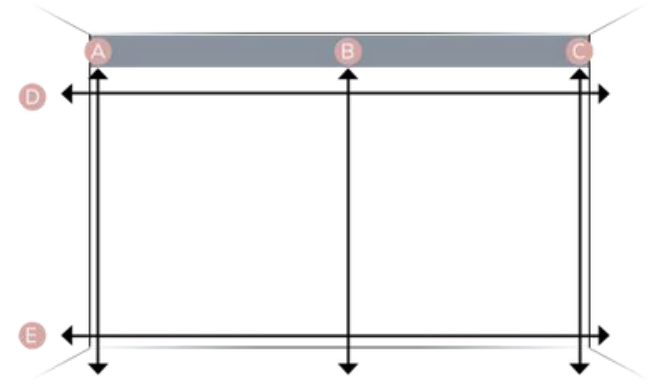
Fitting to a doorway or window opening




Fitting with a side panel



Reducing your ceiling height (if room is higher than 2480mm)




# END PANELS



IN STOCK NOW

Create your ideal space with end panels

All end panels are 2500mm/600mm/18mm




White




Cashmere Smooth



Light Grey



Dark Oak




Oak



Cashmere Woodgrain

In addition to wall to wall installations, our sliding wardrobes can also be installed using our matching end panels, these are large sections of timber used to create an artificial wall for the doors. Available in the above colours.

# SHELVING



IN STOCK  
NOW

Hanging poles  
& fixings  
available on  
request



YOUR DOOR. YOUR STYLE. YOUR WAY

All shelving boards are 2070mm/400mm/18mm,  
available in the following colours



White


Cashmere  
Smooth



Light Grey



Dark Oak



Oak



Cashmere  
Woodgrain

## POLISHED MIRROR

Looking for a mirror for your bathroom or wall?  
We have you covered. At Adamson sliding doors  
we can offer polished edged mirror cut to your  
required size. Ask a member of staff for more info.



Back Hilton Road  
Aberdeen  
AB25 3LB

T: 01224 277095  
W: [www.bsptimber.co.uk](http://www.bsptimber.co.uk)

In Association With

