

JIGTECH™

THE SMART DOOR HANDLE FITTING SYSTEM



FITS IN UNDER FIVE MINUTES
100% ACCURATE. EVERY TIME.
UNIQUE NEW REVOLUTIONARY SYSTEM

Jigtech is the revolutionary new door handle and latch fitting system designed and developed by Dale Hardware, one of the leading distributors of Architectural & Builders Hardware in the UK.

The Jigtech concept reduces fitting time and improves efficiency and accuracy by changing the way fitters install door furniture and latches.

The system is based around a unique jig, which clamps to the door, auto aligning the drill holes on both the door face and the edge. Holesaws are used to accurately bore the door, in preparation for the installation of the specially designed latches and door furniture.

Jigtech round latches are tapped into the door, connecting with the door furniture via a special plastic spacer. This new concept eradicates wood screws, providing a self aligning secure bolt fixing.

Combined with push button privacy, smart keeps, soft strike magnetic latches and available in an array of modern finishes, Jigtech is set to create a new standard in door hardware installation.

The innovative system reduces fitting time from over 25 minutes as standard to under 5 minutes - a reduction and time saving of 80%, benefiting both contractors and fitters alike with increased efficiency and functionality.



Contents	
THE JIG & JIGTECH PRO	02
DOOR FURNITURE	06
TUBULAR LATCHES	12
ACCESSORIES	18



JIGTECH PRO™

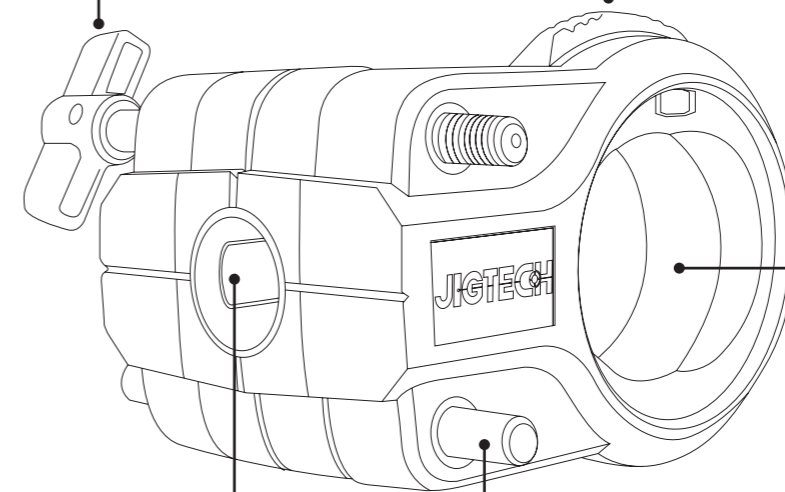
THE SMART DOOR HANDLE FITTING SYSTEM

Centering Clamp

The jig can be used on door thicknesses between 32mm and 54mm with the unique guided clamp.

Backset Adjuster

The backset can be changed to either 45mm or 57mm for UK standard tubular latches by rotating the backset dial.



44mm Handle bore

Using a 44mm holesaw and guide bit to bore out the door prepares the door face for installation of Jigtech door handles. Includes a rubber backing for compression to prevent veneer splitting.

Latch bore

Supplied with a push out insert, the latch bore can accommodate both traditional latches with a 22mm hole and Jigtech latches with a 25mm holesaw.

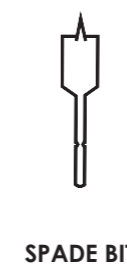
Centering guides

A combination of a threaded and a plain guide, create a perfect self centering mechanism – locating the latch centrally.



What's included?

The Jigtech Pro Installation Kit is a premium quality product. Supplied in a robust carry case, containing the full range including: the jig, holesaws and arbors, spade bit and unique latch tappers and keep locators for the professional installer.



Door Furniture

High quality contemporary lever designs mounted on Jigtech fast fit roses. Factory assembled with spindle and rose already fitted for quick installation, the Jigtech door furniture is available in contract and premium quality and in a variety of modern finishes.

Premium Handles



Premium handles are manufactured from premium zinc raw material. They are finished to the highest standard in satin and polished finishes. Premium styles are available in a wide choice of finishes including the deluxe black nickel and antique brass options.

Contract Handles



Contract handles are manufactured from a combination of zinc and aluminium alloy, which gives structural strength at a lower production cost to zinc. Contract styles are available in polished and satin chrome finishes.

Features and Benefits

Jigtech door handles are manufactured on a dedicated production line. Each set is supplied with one lever pre fixed with the spindle and rose, with the sleeve fittings already installed. The spindle is marked and suitable for 35mm-44mm door thicknesses without the need for adjustment. The handles are secured together with the two machine screws provided. Finally the rose and cover are fitted and fixed with the grub screws provided.

- Pre-assembled
- No spindle cutting required
- Bolt through fitting as standard
- No wood screws required
- 100% accurate
- Can be converted to privacy function with accessory roses

Premium Handles

Solar Lever

- Available as push button privacy (sold separately)
- Factory assembled for fast fitting
- Suits 35-44mm door thickness
- 54mm fixing packs available
- Grub screw fix rose
- Door width marked spindle for ease

Available in: PCP SCP ANB BNKL



Ultron Lever

Available in: PCP SCP DUAL FINISH



Harrier Lever

Available in: PCP SCP DUAL FINISH



Eden Lever

Available in: PCP SCP



Viper Lever

Available in: PCP SCP



Sabre Lever

Available in: PCP SCP




Condor Lever

Available in: PCP SCP

	PCP	SCP	ANB	BNKL	PCP/SCP DUAL FINISH	PEB
SOLAR LEVER	JTF1000	JTF1200	JTF1600	JTF1400	•	•
ULTRO LEVER	•	•	•	•	JTF1065	•
HARRIER LEVER	•	•	•	•	JTF1070	•
EDEN LEVER	JTF1015	JTF1215	•	•	•	•
VIPER LEVER	JTF1010	JTF1210	•	•	•	•
SABRE LEVER	JTF1005	JTF1205	•	•	•	•
CONDOR LEVER	JTF1020	JTF1220	•	•	•	•

PCP Polished Chrome Plated, SCP Satin Chrome Plated, BNKL Black Nickel, PEB Polished Brass, ANB Antique Brass.

Contract Handles



Cresta Lever

- Available as push button privacy (sold separately)
- Factory assembled for fast fitting
- Suits 35-44mm door thickness
- 54mm fixing packs available
- Grub screw fix rose
- Door width marked spindle for ease

Available in: PCP SCP



Vecta Lever

Available in: PCP SCP



Riva Lever

Available in: PCP SCP



Parma Lever

Available in: PCP SCP DUAL FINISH

	PCP	SCP	ANB	BNKL	PCP/SCP DUAL FINISH	PEB
CRESTA LEVER	JTC2000	JTC2200	•	•	•	•
VECTA LEVER	JTC2020	JTC2220	•	•	•	•
RIVA LEVER	JTC2025	JTC2225	•	•	•	•
PARMA LEVER	•	•	•	•	JTC2065	•

PCP Polished Chrome Plated, SCP Satin Chrome Plated, BNKL Black Nickel, PEB Polished Brass, ANB Antique Brass.

Tubular Latches

The full range of latches and bolts are supplied with a Jigtech spacer in attractive visual packaging. A comprehensive array of finishes are available in smart and rectangular forends, both mechanical and soft strike magnetic function can be specified. All latches are available in push button privacy function, for use with Jigtech privacy cover roses.

Passage



Suitable for passage doors, the fast fit Jigtech latch is supplied with both rectangular and round keeps for use on new or existing frames.

Privacy



An ideal alternative to a bathroom lock, push button privacy is quick to install. Emergency unlocking through the external rose operating a concealed push button.

Magnetic



Introducing the Jigtech soft strike magnetic latch range. Featuring soft buffered closing and concealed dead bolts, magnetic latches are available in both passage and privacy.

Bathroom Bolt



Suitable for bathroom doors, the bathroom bolt series is used in conjunction with Jigtech fast fit bathroom turn and release sets. Supplied with a 5mm spindle.

Features and Benefits

All Jigtech latches are supplied with Jigtech spacers as standard in a high quality branded pouch bag with fitting instructions.

Every smart latch is supplied with both round and rectangular strike plates and tidies. Magnetic smart latches are supplied with buffered round and rectangular strike plates and tidies as standard.

Magnetic smart latches are also supplied with frame buffers and drill bits for soft close frame contact.

Push button privacy covers available - see the accessory section.

Tubular Latches



Smart Standard Passage

- Compatible with Jigtech door furniture
- Available in 45mm and 57mm backset
- Supplied with both round and standard keep



Smart Standard Bathroom Bolt



Smart Standard Privacy



Only available in 57mm backset



Standard Passage



Standard Bathroom Bolt



Standard Privacy




Only available in 57mm backset

	PCP		SNP		BNKL		PEB		ANB	
	45mm	57mm	45mm	57mm	45mm	57mm	45mm	57mm	45mm	57mm
SMART STANDARD PASSAGE	JTL4021	JTL4020	JTL4221	JTL4220	JTL4321	JTL4320	JTL4421	JTL4420	JTL4521	JTL4520
SMART STANDARD BATHROOM BOLT	JTL4024	JTL4023	JTL4224	JTL4223	JTL4324	JTL4323	JTL4424	JTL4423	JTL4524	JTL4523
SMART STANDARD PRIVACY PASSAGE	•	JTL4022	•	JTL4222	•	JTL4322	•	JTL4422	•	JTL4522
STANDARD PASSAGE	JTL4001	JTL4000	JTL4201	JTL4200	JTL4301	JTL4300	JTL4401	JTL4400	JTL4501	JTL4500
STANDARD BATHROOM BOLT	JTL4224	JTL4003	JTL4204	JTL4203	JTL4304	JTL4303	JTL4404	JTL4403	JTL4504	JTL4503
STANDARD PRIVACY PASSAGE	•	JTL4002	•	JTL4202	•	JTL4302	•	JTL4402	•	JTL4502

PCP Polished Chrome Plated, SNP Satin Nickel Plated, BNKL Black Nickel, PEB Polished Brass, ANB Antique Brass.

Magnetic Latches



Smart Magnetic Passage

- Compatible with Jigtech door furniture
- Available in 45mm and 57mm backset
- Supplied with both round and standard keep

Available in: PCP SNP



Smart Magnetic Privacy

Available in: PCP SNP

Only available in 57mm backset



Magnetic Passage

Available in: PCP SNP



Magnetic Privacy

Available in: PCP SNP

Only available in 57mm backset

	PCP		SNP		BNKL		PEB		ANB	
	45mm	57mm	45mm	57mm	45mm	57mm	45mm	57mm	45mm	57mm
SMART MAGNETIC PASSAGE	JTL4061	JTL4060	JTL4261	JTL4260	•	•	•	•	•	•
SMART MAGNETIC PRIVACY	•	JTL4062	•	JTL4262	•	•	•	•	•	•
MAGNETIC PASSAGE	JTL4041	JTL4040	JTL4241	JTL4240	•	•	•	•	•	•
MAGNETIC PRIVACY	•	JTL4042	•	JTL4242	•	•	•	•	•	•

PCP Polished Chrome Plated, SNP Satin Nickel Plated, BNKL Black Nickel, PEB Polished Brass, ANB Antique Brass.

Accessories

Jigtech accessories feature two product ranges; replacement tools for installation, and door furniture accessories for push button privacy latches and bathroom turns.

Accessories are supplied in Jigtech brand stand up pouch bags for optimal display and presentation.



44mm Holesaw & Arbor

- Full replacement set of 44mm holesaw and arbor for use with the Jigtech system



25mm Holesaw & Arbor

- Full replacement set of 25mm holesaw and arbor for use with the Jigtech system



32mm Spade Bit

- 32mm Spade Bit
- Pre-marked depth gauge for accurate keep depth drilling



Keep Locator

- Specially designed tool for aligning the keep to the latch bolt



Latch Tapper

- Specially designed tool for flush fitting all latch types into door borehole

44mm HOLESAW & ARBOR	JTA5011
44mm HOLESAW	JTA5002
25mm HOLESAW & ARBOR	JTA5010
25mm HOLESAW	JTA5001
32mm SPADE BIT	JTA5003
KEEP LOCATOR & LATCH TAPPER	JTA5103

Accessories



Round Bathroom Turn - PCP

Round Bathroom Turn



- Factory assembled for fast fitting
- Suits 35-44mm door thickness
- 54mm fixing packs available
- Grub screw fix rose
- Supplied with 5mm spindles



Round Privacy Rose Cover

- Converts passage to privacy function
- Compatible with Jigtech privacy latches
- Supplied as a pair
- Grub screw fix



Square Bathroom Turn

- Factory assembled for fast fitting
- Suits 35-44mm door thickness
- 54mm fixing packs available
- Grub screw fix rose
- Supplied with 5mm spindles



Square Rose Cover Passage & Privacy

- Fits over round base roses to convert to square passage or privacy roses
- Compatible with Jigtech passage and privacy latches
- Supplied as a pair
- Grub screw fix

Features and Benefits

Jigtech bathroom turn release sets and Jigtech Privacy are the fast fitting alternative to bathroom locks.

Bathroom turn and release sets feature the unique Jigtech sleeves for fast fitting and perfect alignment. Prepare the door with the Jigtech jig and then fit with a Jigtech bathroom dead bolt.

Privacy rose covers are used with Jigtech privacy latches. A cover pack and privacy latch is used to convert passage to privacy. Every passage set base rose is drilled to suit a privacy rose cover.

	PCP	SCP	BNKL	ANB	PCP/SCP DUAL FINISH
ROUND BATHROOM TURN	JTA5500	JTA5501	JTA5503	JTA5505	JTA5510
ROUND PRIVACY ROSE COVER	JTA5200	JTA5201	JTA5203	JTA5205	•
SQUARE BATHROOM TURN	JTA5600	JTA5601	JTA5603	JTA5605	•
SQUARE PRIVACY ROSE COVER	JTA5400	JTA5401	JTA5403	JTA5405	•
SQUARE PASSAGE ROSE COVER	JTA5300	JTA5301	JTA5303	JTA5305	•

PCP Polished Chrome Plated, SCP Satin Chrome Plated, BNKL Black Nickel, ANB Antique Brass.

About Dale Hardware

The Dale brand is the preferred choice of the country's main Independent Builder & Timber Merchants, and Architectural Ironmongers. Within our portfolio of internationally sourced ironmongery we offer both boxed and pre-packed products in modern packaging and at competitive rates. With over 25 years' experience in the pre packed hardware industry, our name has become synonymous with service, quality and consistency. As a family owned business we take pride in our reputation for customer and supplier loyalty. Many of our staff have served with us for over 10 years, and provide the foundation for our growth and success.

Point of sale support

High quality merchandiser with Jigtech branding and video display units are available to all stockists.

Contact our sales department for further information.

Visit jigtech.co.uk to watch the video and find national stockist details.





Registered Office:
Dale Hardware Ltd
Units 1 - 3 Sandbeds Court
Sandbeds Trading Estate
Ossett
West Yorkshire
WF5 9ND

t - 01924 262621
f - 01924 262060
w jigtech.co.uk

